



# 710-730w

## Helios Module Series

N-HJT HIGH EFFICIENCY MONO M12-20B-G

**Bloomberg**  
NEW ENERGY FINANCE

**Tier1**



### Excellent Power Generation Performance

- 210mm wafer with SMBB cell technology
- Over 85% bifaciality and up to 30% additional power generation
- Competitive high-temperature performance with ameliorated temperature coefficient (-0.24%/°C)
- Better weak illumination response of HJT technology leads higher power generation

### Consistent Reliability

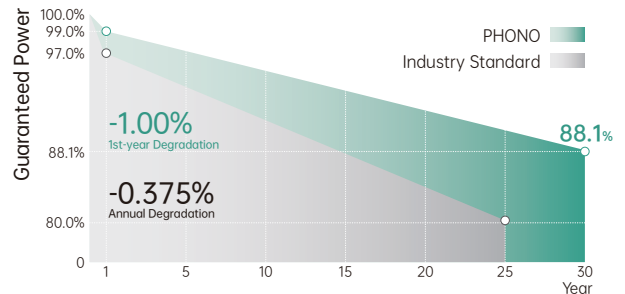
- N-type with lower LID and LeTID
- Industry-leading cell technology of TCO thin film contributes to excellent anti-PID characteristic
- Sealing with PIB based sealant to achieve stronger water resistance, greater air impermeability and longer module lifespan

### Shorter Payback Time

- Lower BoS cost ensure a better LCOE

### More Environmentally Friendly

- Low temperature welding technology & shorter manufacturing process contributes to lower carbon emissions



**15-year**  
Product Warranty

**30-year**  
Linear Performance Warranty

### MANAGEMENT SYSTEM CERTIFICATES

IEC 61215, IEC 61730

ISO 9001  
2015 / Quality management system

ISO 14001  
2015 / Standards for environmental management system

ISO 45001  
2018 / International standards for occupational health & safety



## Electrical Typical Values

Model	PS710M13GFH-22/WSH		PS715M13GFH-22/WSH		PS720M13GFH-22/WSH		PS725M13GFH-22/WSH		PS730M13GFH-22/WSH	
Testing Condition	STC	NOCT	STC	NOCT	STC	NOCT	STC	NOCT	STC	NOCT
Rated Power (Pmpp)	710	540	715	544	720	548	725	551	730	555
Rated Current (Imp)	16.75	13.50	16.81	13.55	16.87	13.60	16.93	13.65	16.99	13.70
Rated Voltage (Vmpp)	42.39	39.99	42.54	40.13	42.68	40.26	42.83	40.40	42.97	40.54
Short Circuit Current (Isc)	17.55	14.15	17.61	14.20	17.67	14.24	17.73	14.29	17.79	14.34
Open Circuit Voltage (Voc)	50.44	48.14	50.59	48.28	50.74	48.43	50.88	48.56	51.03	48.70
Module Efficiency (%)	22.86		23.02		23.18		23.34		23.50	

STC (Standard Testing Conditions): Irradiance 1000W/m<sup>2</sup>, AM 1.5, Cell Temperature 25°C

NOCT (Nominal Operation Cell Temperature): Irradiance 800W/m<sup>2</sup>, Ambient Temperature 20°C, Spectra at AM1.5, Wind at 1m/s

## BSTC

Maximum Power (Pmax)	780	785	790	795	800
Optimum Operating Current (Imp)	18.41	18.46	18.51	18.57	18.62
Optimum Operating Voltage (Vmpp)	42.39	42.54	42.68	42.83	42.97
Short Circuit Current (Isc)	19.28	19.33	19.39	19.44	19.50
Open Circuit Voltage (Voc)	50.44	50.59	50.74	50.88	51.03

BSTC:Front Side Irradiation 1000W/m<sup>2</sup>, Back Side Reflection Irradiation 135W/m<sup>2</sup>, AM 1.5, Ambient Temperature 25°C

## Mechanical Characteristics

Cell Type	HJT Monocrystalline
Dimension (L × W × H)	Length: 2384mm (93.86 inch) Width: 1303mm (51.30 inch) Height: 35mm (1.38 inch)
Weight	38.7kg (85.32 lbs)
Glass	2.0mm/2.0mm toughened glass
Frame	Anodized Aluminium Alloy
Cable (Including Connector)	4mm <sup>2</sup> (IEC), (+): 300mm,(-): 300mm or Customized Length
Junction Box	IP 68 Rated

## Temperature Ratings

Voltage Temperature Coefficient	-0.24%/°C
Current Temperature Coefficient	+0.04%/°C
Power Temperature Coefficient	-0.24%/°C
Power Tolerance	0~+3%
NOCT	44±2°C
Bifaciality	85±5%

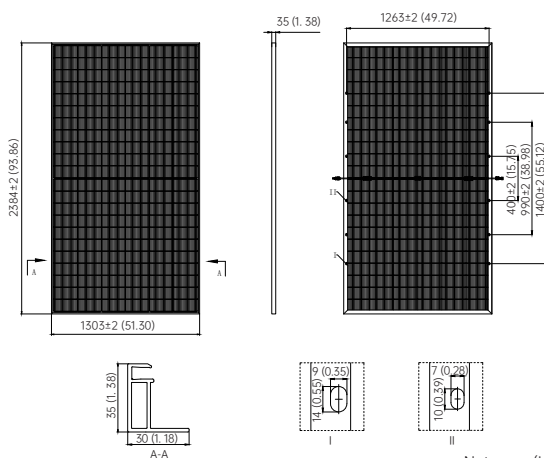
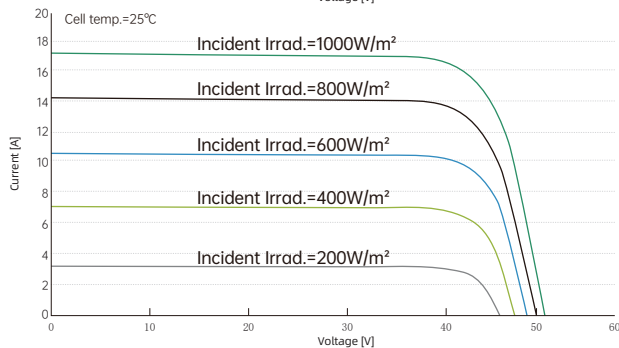
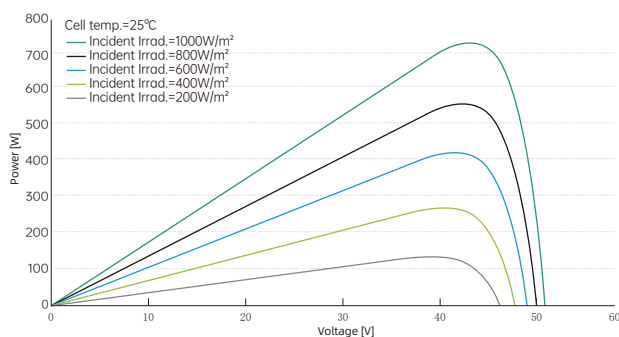
## Absolute Maximum Rating

Operating Temperature	From -40 to + 85°C
Hail Diameter @ 80km/h	Up to 25mm
Front Side Maximum Static Loading	5400Pa
Rear Side Maximum Static Loading	2400Pa
Maximum Series Fuse Rating	30A
PV Module Classification	II
Fire Rating (IEC 61730)	C
Maximum System Voltage	DC 1500V

## Packing Configuration

Container	40' HQ
Pieces/Container	558
Pcs/Pallet	31
Pallets/Container	18

## Electrical Characteristics



Note:mm (inch)