

710-730w

Helios Module Series

N-HJT HIGH EFFICIENCY MONO 132-20BB-W-WG

Bloomberg
NEW ENERGY FINANCE

Tier1



Excellent Power Generation Performance

- 210mm wafer with SMBB cell technology
- Up to 95% bifaciality
- Competitive high-temperature performance with ameliorated temperature coefficient (-0.24%/°C)
- Better weak illumination response of HJT technology leads higher power generation

Consistent Reliability

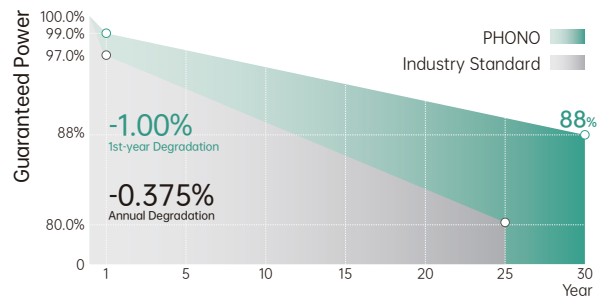
- N-type with lower LID and LeTID
- Industry-leading cell technology of TCO thin film contributes to excellent anti-PID characteristic
- Sealing with PIB based sealant to achieve stronger water resistance greater air impermeability and longer module lifespan

Shorter Payback Time

- Lower BoS cost ensure a better LCOE

More Environmentally Friendly

- Low temperature welding technology & shorter manufacturing process contributes to lower carbon emissions



15-year
Product Warranty

30-year
Linear Performance Warranty

MANAGEMENT SYSTEM CERTIFICATES

IEC 61215, IEC 61730

ISO 9001
2015 / Quality management system

ISO 14001
2015 / Standards for environmental management system

ISO 45001
2018 / International standards for occupational health & safety



Electrical Typical Values

Model	PS710M13GFH-22/WSHW		PS715M13GFH-22/WSHW		PS720M13GFH-22/WSHW		PS725M13GFH-22/WSHW		PS730M13GFH-22/WSHW	
Testing Condition	STC	NOCT	STC	NOCT	STC	NOCT	STC	NOCT	STC	NOCT
Rated Power (Pmpp)	710	542	715	545	720	549	725	553	730	557
Rated Current (Imp)	16.91	13.63	17.00	13.70	17.08	13.77	17.16	13.83	17.24	13.90
Rated Voltage (Vmpp)	41.99	39.76	42.06	39.77	42.16	39.88	42.25	39.98	42.35	40.08
Short Circuit Current (Isc)	17.97	14.49	18.06	14.56	18.15	14.63	18.24	14.70	18.33	14.78
Open Circuit Voltage (Voc)	50.01	47.73	50.11	47.82	50.22	47.93	50.31	48.02	50.42	48.12
Module Efficiency (%)	22.86		23.02		23.18		23.34		23.50	

STC (Standard Testing Conditions): Irradiance 1000W/m², AM 1.5, Cell Temperature 25°C

NOCT (Nominal Operation Cell Temperature): Irradiance 800W/m², Ambient Temperature 20°C, Spectra at AM1.5, Wind at 1m/s

BNPI

Maximum Power (Pmax)	796	801	807	813	818
Optimum Operating Current (Imp)	18.89	18.98	19.08	19.17	19.26
Optimum Operating Voltage (Vmpp)	42.14	42.21	42.30	42.42	42.48
Short Circuit Current (Isc)	20.16	20.26	20.36	20.46	20.56
Open Circuit Voltage (Voc)	50.23	50.31	50.43	50.56	50.62

BNPI: Front Side Irradiation 1000W/m², Back Side Reflection Irradiation 135W/m², AM 1.5, Ambient Temperature 25°C

Mechanical Characteristics

Cell Type	HJT Monocrystalline
Dimension (L × W × H)	Length: 2384mm (93.86 inch) Width: 1303mm (51.30 inch) Height: 33mm (1.30 inch)
Weight	37.9kg (83.56 lbs)
Glass	2.0mm/2.0mm Heat Strengthened Glass
Frame	Anodized Aluminium Alloy
Cable (Including Connector)	4mm ² (IEC), (+): 350mm, (-): 250mm or Customized Length
Junction Box	IP 68 Rated

Temperature Ratings

Voltage Temperature Coefficient	-0.22%/°C
Current Temperature Coefficient	+0.04%/°C
Power Temperature Coefficient	-0.24%/°C
Power Tolerance	0~+3%
NOCT	44±2°C
Bifaciality	90±5%

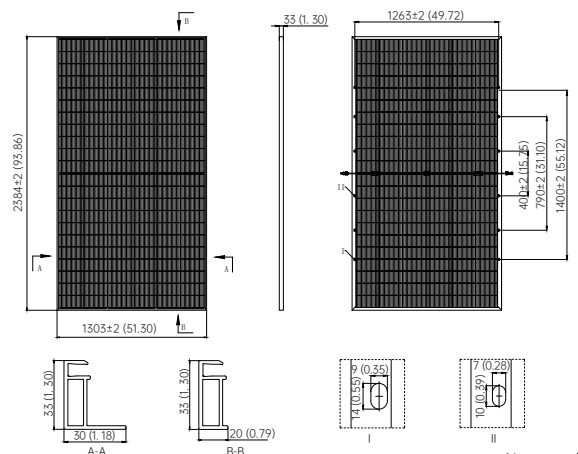
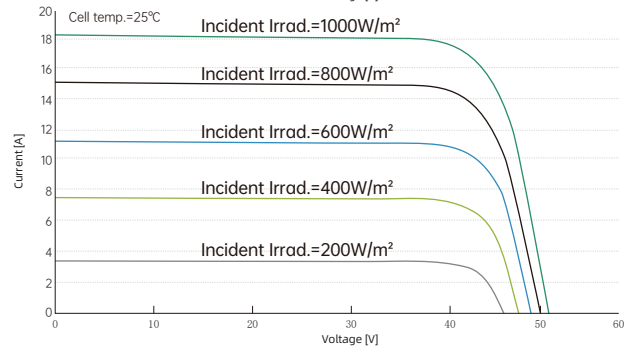
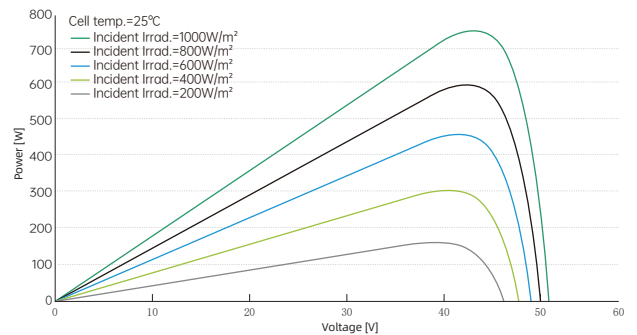
Absolute Maximum Rating

Operating Temperature	From -40 to + 85°C
Hail Diameter @ 80km/h	Up to 25mm
Front Side Maximum Static Loading	5400Pa
Rear Side Maximum Static Loading	2400Pa
Maximum Series Fuse Rating	35A
PV Module Classification	II
Fire Rating (IEC61730)	C
Maximum System Voltage	DC 1500V

Packing Configuration

Container	40' HQ
Pieces/Container	594
Pcs/Pallet	33
Pallets/Container	18

Electrical Characteristics



Note: mm (inch)



PHONO SOLAR TECHNOLOGY CO., LTD. reserves the right to make necessary adjustments to the information described herein at any time without further notice. The specifications and certificates contained in this datasheet may deviate slightly from our actual products due to the on-going innovation and product enhancement. Please be sure to use the most recent version of data.